


# HOW TO CLEAN BASEBALL UNIFORMS

## A Step-by-Step Guide




### PREP, SORT & SEPARATE

- Remove belt. Remove cup and chest protector inserts.
- Remove gum, seeds, etc. from pockets
- Wash uniform separate from socks, cup and chest protectors

### SOAK & PRE TREAT

- Shake off loose dirt
- Rinse heavily soiled uniforms before soaking
- Soak heavily soiled uniforms in a solution of water and Oxi Clean
- After soaking, pre-treat remaining grass or dirt stains (Spray N Wash, Shout)




### WASH

- Wash uniform separate from socks, cup and chest protector
- Button all buttons, zipper all zippers
- Use heavy duty detergent (Persil or Tide)
- Wash on cold or warm, permanent press setting
- For stubborn stains, add Oxi Clean or Borax to the load in addition to detergent

### DRY

- Lay flat and air dry, if possible
- Otherwise, tumble dry low and hang up immediately



### HATS, BELTS

- Hand wash or spot clean hat and belt as needed. Lay flat to dry.